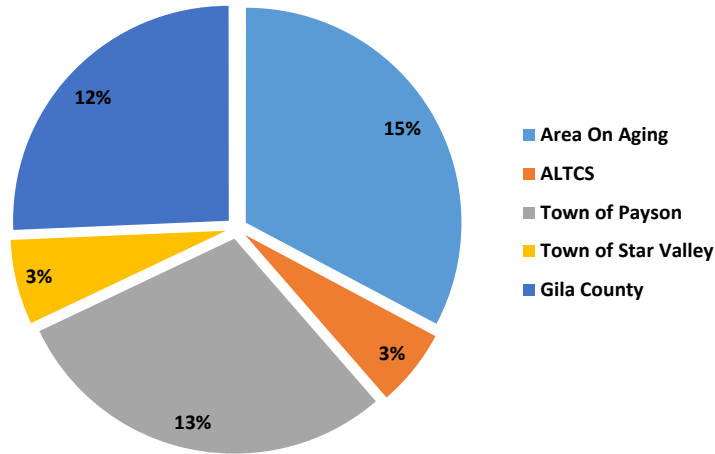




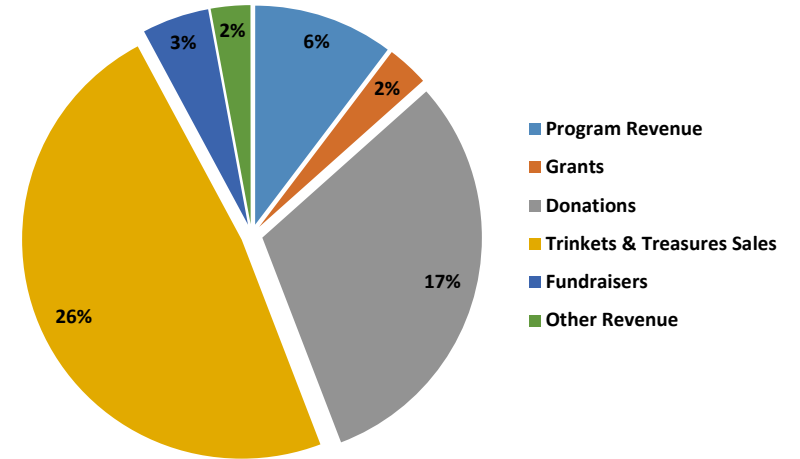
Statement of Revenue & Expenses

Payson Senior Center

Government Funding



Private Funding



Government Funding	Amount	% of Total Revenue
Area On Aging	90,000	15%
ALTCS	16,000	3%
Town of Payson	80,400	13%
Town of Star Valley	17,500	3%
Gila County	70,500	12%
Total Government Funding	\$ 274,400	46%

Private Funding	Amount	% of Total Revenue
Program Revenue	33,500	6%
Grants	10,000	2%
Donations	100,000	17%
Trinkets & Treasures Sales	156,000	26%
Fundraisers	16,000	3%
Other Revenue	9,450	2%
Total Private Funding	324,950	54%

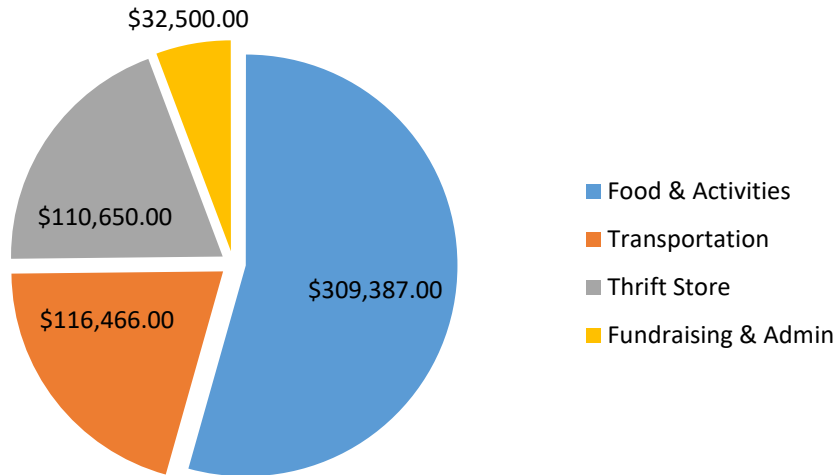
Total Revenue	\$ 599,350	100%
----------------------	-------------------	-------------



Statement of Revenue & Expenses

Payson Senior Center

Total Expenses



Total Expenses	\$ 569,003.00
-----------------------	----------------------

Category	Program Services		Support Services		Total
	Food & Activities	Transportation	Thrift Store	Fundraising & Admin	
Payroll	165,000	70,000	84,750	17,500	\$ 337,250
Direct Program Costs	86,250	14,000	4,120	6,000	\$ 110,370
Facilities	18,825	2,100	8,175	1,000	\$ 30,100
Insurance	19,850	20,400	5,830	-	\$ 46,080
Professional Services	8,550	4,275	4,275	5,000	\$ 22,100
Operating Expenses	10,912	5,691	3,500	3,000	\$ 23,103
Total Expenses	\$ 309,387.00	\$ 116,466.00	\$ 110,650.00	\$ 32,500.00	\$ 569,003.00
Percent of Category	54%	20%	19%	6%	100%
Percent of Total	75%		25%		100%